


FINISHING GUIDE with MEISINGER Polishing Kit

KATANA™ Zirconia Block

**MULTI
LAYERED**



*The logo "MULTI LAYERED" expresses original production technology of KATANA™ multi-layered materials.

Superior polishing characteristics and simplicity

- ✓ To prevent the adhesion of plaque and wear to the opposing natural tooth.
- ✓ With the multi-layered block in graduated shades, You are now able to easily make full zirconia restorations.

Polishing Steps

▶ Abrasive ▶ Pre-Polish ▶ High-Shine ▶ Optional step

MEISINGER Polishing Kit (Twist Polisher Lab Kit GC03 for Zirconia + Individual polishing points for small detail)



Abrasive point (Coarse)




Pre-Polishing points (Regular)



High-Shine points (Fine)

+

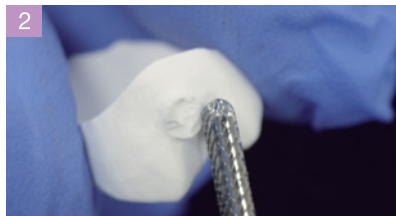


DCA04-040-HP, DCA10-040-HP



1 Remove restoration from block. Run at approx. 5,000 rpm. Use light pressure.

Meisinger Item Number : #HM-23FX-023



2 Smooth the sprue. Run at approx. 5,000 rpm. Use light pressure.

Meisinger Item Number : #HM-79EX-023-HP

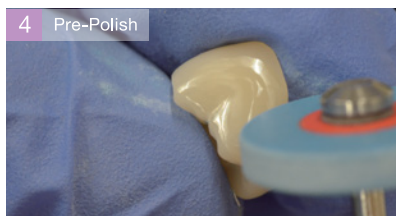


Restoration ready for sintering.



3 Smooth the sprue and irregular surface (Abrasive). Run at approx. 7,000 rpm.

Meisinger Number : #9735H-050-HP



4 Initial smoothing of surfaces from milling grooves and imperfections (Pre-Polish). Run at approx. 7,000 rpm.

Meisinger Item Number : #DCA06-170-HP (Wheel) , #DCA04-040-HP (Point)





Use smaller point of the same grit to smooth occlusal anatomy.
Run at approx. 7,000 rpm.
Meisinger Item Number : #DCA04-040-HP

Smooth surfaces with Twist polisher (Pre-Polish).
Run at approx. 7,000 rpm.
Meisinger Item Number : #9771M-170-HP



Use High Shine Wheel to continue to smoothing surface (High shine).
Run at approx. 7,000 rpm.
Meisinger Item Number : #DCA12-170-HP

Use High Shine point of the same grit to smooth occlusal anatomy.
Run at approx. 7,000 rpm.
Meisinger Item Number : #DCA10-040-HP

Use High Shine Twist.
Run at approx. 7,000 rpm.
Meisinger Item Number : #9771C-170-HP

Optional step ▶ Pearl Surface Z



Completed restoration.

If you want to polish the occlusal anatomy, use Pearl Surface Z (polishing paste) with a brush. Run at approx. 5,000 rpm.

- ✓ **Pearl Surface Z may reduce the time required for polishing.**
(From Pre-Polish step directly to Pearl Surface Z)

YOUR CONTACT

Kuraray America, Inc.

33 Maiden Ln Phone (800) 879-1676
Suite 600D Fax (888) 700-5200
New York, NY 10038 E-mail info@kuraraydental.com
Website www.kuraraydental.com

- Before using this product, be sure to read the Instructions for Use supplied with the product.
- The specifications and appearance of the product are subject to change without notice.
- Printed color can be slightly different from actual color.

"KATANA" is a trademark of NORITAKE CO., LIMITED.



Kuraray Noritake Dental Inc.

300 Higashiyama, Miyoshi-cho, Miyoshi, Aichi 470-0293, Japan

Website www.kuraraynoritake.com

Rx Only



CE 0120

FG125-5701PK 06/2018