

KATANA™ Zirconia Block



Image of gradation

KATANA™ meets CEREC®

- Super Translucent Zirconia
- Multi-Layered Block* for Chair Side
- 18-Minute Sintering**



KATANA™ Zirconia Block

SPEED PROCESS FOR CHAIR SIDE

KATANA™ Zirconia Block, the innovative multi-layered zirconia block*¹, specialized for fabricating full contour zirconia prosthetics is now chair side. Our new zirconia block product can be used with Dentsply Sirona's CEREC system. The collaboration of Kuraray Noritake Dental's superior materials technology and Dentsply Sirona's advanced-technology equipment now makes it possible to fabricate full zirconia restorations in approx. 35 minutes*².



*¹ CL shade is not a multi layered block.

*² For using this product, CEREC software 4.5.2 or later is required, and for 18 minutes sintering, software 4.6 or later is required.

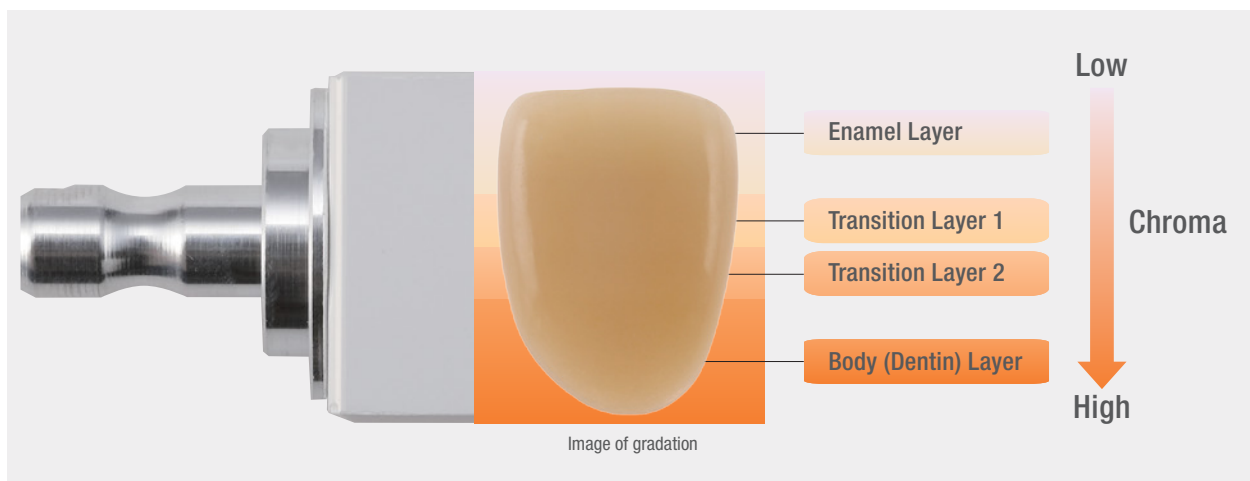
*³ In case that wall thickness is less than 3mm using dry milling.

*⁴ Dry milling is recommended. If wet milling/grinding is performed by using cooling water contaminated by silica-based glass ceramics (lithium disilicate glass, etc.), the translucency of the zirconia may be reduced after baking. Before wet milling/grinding, clean the milling/grinding chamber, cooling water tank and filter insert. The cooling water must be changed in order to assure optimum results.

MULTI-LAYERED TECHNOLOGY

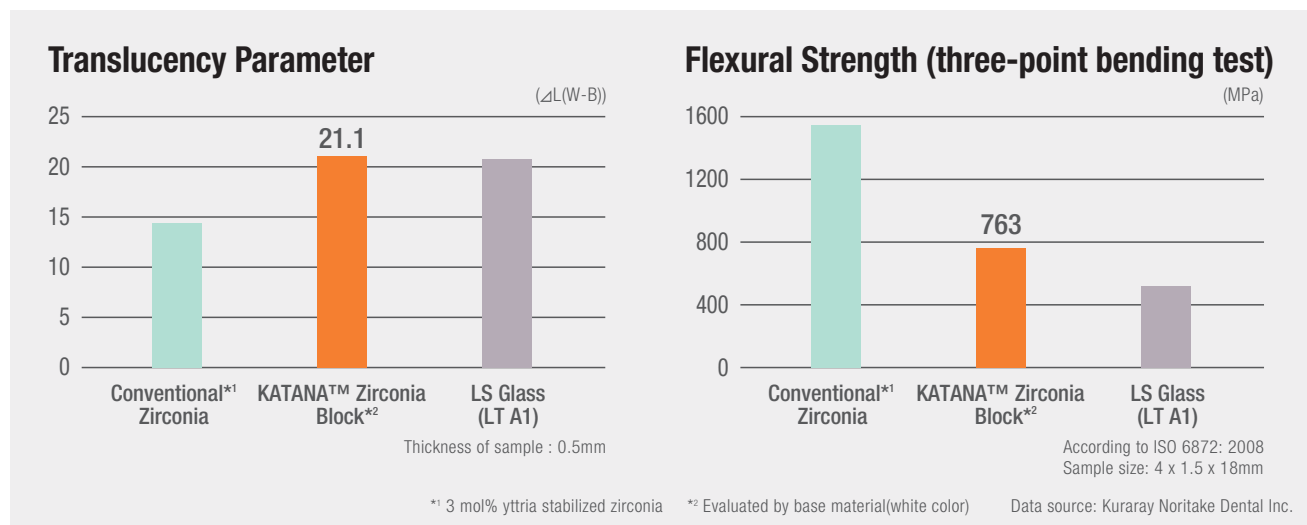
The multi-layered KATANA™ Zirconia Block consists of four layers of zirconia in graduated shades. This product allows the chair side fabrication of natural-tooth-colored restorations — eliminating a time-consuming and difficult situation when staining the restoration.


**MULTI
LAYERED**



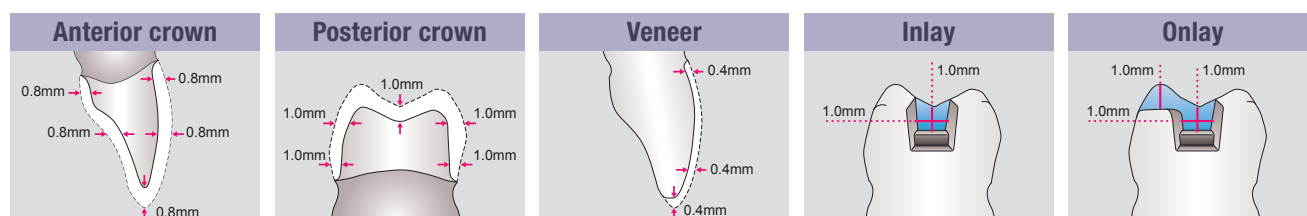
NEW SOLUTION FOR CHAIR SIDE

Dentists in the clinical setting often ask themselves to decide which is more important, the mechanical or the esthetic qualities of restorations. With its superb mechanical properties and esthetic qualities that mimics natural teeth, KATANA™ Zirconia Block resolves this dilemma. It provides new solutions to a variety of clinical problems that cannot be addressed by lithium silicate glass (LS glass) or conventional zirconia.



MINIMIZING WALL THICKNESS

As an all-ceramic option, zirconia has excellent mechanical properties. KATANA™ Zirconia Block, a highly translucent form of zirconia, has better mechanical properties than LS glass. This means that it is possible, using KATANA™ Zirconia Block, to design a thinner restoration than those that can be fabricated by using LS glass. This results in both high mechanical properties and beautiful esthetics, with no conflict!



RELIABILITY FOR ZIRCONIA ADHESION

Our adhesive MDP monomer adheres especially well to zirconia. Reliable bonding of KATANA™ Zirconia Block to the tooth structure can be attained by using PANAIA™ V5 Tooth Primer and CLEARFIL™ CERAMIC PRIMER PLUS containing MDP monomer.



WIDE SHADE SELECTION

STML Super Translucent Multi Layered

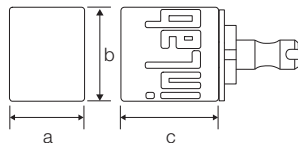
NW	A1	A2	A3	A3.5	A4	B1
B2	B3	C1	C2	C3	D2	D3

ST Super Translucent

CL

Printed color can be slightly different from actual color.

BLOCK SIZE



Size	a (height)	b (width)	c (length)
12Z	15.3mm	19.2mm	20.2mm
14Z	17.8mm	19.2mm	20.2mm

ORDERING INFORMATION

KATANA™ Zirconia Block STML/ST Refills

Size	NW	A1	A2	A3	A3.5
12Z	125-5961KA	125-5701KA	125-5721KA	125-5741KA	125-5761KA
14Z	125-5972KA	125-5712KA	125-5732KA	125-5752KA	125-5772KA

Size	A4	B1	B2	B3	C1
12Z	125-5781KA	125-5801KA	125-5821KA	125-5841KA	125-5861KA
14Z	125-5792KA	125-5812KA	125-5832KA	125-5852KA	125-5872KA

Size	C2	C3	D2	D3	CL
12Z	125-5881KA	125-5901KA	125-5921KA	125-5941KA	125-6011KA
14Z	125-5892KA	125-5912KA	125-5932KA	125-5952KA	———

NW, A1, A2, A3, A3.5, A4, B1, B2: 5 pcs/package
B3, C1, C2, C3, D2, D3, CL: 2 pcs/package

KATANA™ Zirconia Block STML Sets

125-5980KA Basic Kit

Size: 12Z
Shades: A1, A2, A3, A3.5, B2
Content: 1 each per shade

125-5990KA Introductory Set Natural

Size: 12Z
Shades: A2, A3
Content: 1 each per shade

125-6000KA Introductory Set White

Size: 12Z
Shades: NW, B1
Content: 1 each per shade

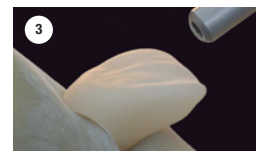
PROCEDURE AFTER SINTERING




Create a surface texture over the entire crown



Polish areas which come in contact with opposing teeth*



Sandblast the surface of the crown (50-70 μm, 0.2 MPa)



Clean restoration using an ultrasonic cleaner (in alcohol or acetone)



Stabilize the restoration



Apply glaze and sinter

*1 When the restoration is to be finished using the polishing method, polish entire surface, and select a shade one level brighter than the target color.

OTHER INFORMATION

Composition : ZrO_2, Y_2O_3
Thermal expansion coefficient : $9.8(\pm 0.2) \times 10^{-6}/K$
Please refer to the instruction for use before using the product.

YOUR CONTACT

Kuraray America, Inc.

33 Maiden Ln Phone (800) 879-1676
Suite 600D Fax (888) 700-5200
New York, NY 10038 E-mail info@kuraraydental.com
Website www.kuraraydental.com



Kuraray Noritake Dental Inc.
300 Higashiyama, Miyoshi-cho, Miyoshi, Aichi 470-0293, Japan
Website www.kuraraynoritake.com

R Only



CE 0120

KBLOCK-LT 01/2019