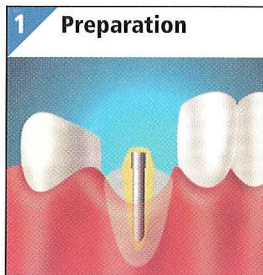


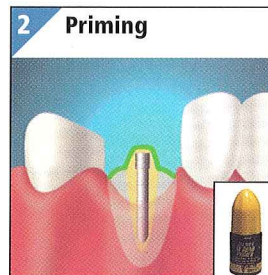
# CLEARFIL™ SE BOND & CLEARFIL™ PHOTO CORE for Core Build-up

SE BOND/PHOTO CORE combination features: self-etching technology; exceptional bond strength and durability; 10mm/40 sec. single increment depth of cure; legendary physical properties; cuts and feels like dentin

## Instructions for use

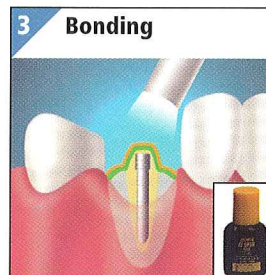


Place the post and cement with cementing material (ex. PANAVIA 21 or PANAVIA F ED Primer and Paste).

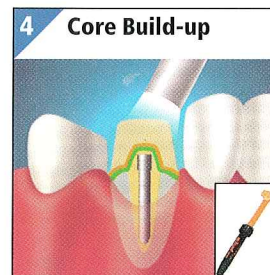


Apply SE BOND PRIMER to the entire tooth and post surface. Leave Primer in place for 20 seconds.

Gently evaporate the volatile Primer components with a mild air flow.



Apply SE BOND BOND to the entire surface and then light cure for 10 seconds.



Use a preferred instrument to build-up the composite core to the appropriate anatomy. A single increment of material up to 8mm can be light cured completely.

Irradiation time. (Sec.)	10	20	40
Depth of cure (mm)	6.6	8.3	10.2

Manufactured by: Kuraray Medical Inc.  
1621 Sakazu, Kurashiki, Okayama 710-8622, Japan

Distributed by: Kuraray America, Inc.  
200 Park Avenue, New York, NY 10166, USA  
1-800-879-1676 [www.kurarayamerica.com](http://www.kurarayamerica.com)

***CLEARFIL™SE BOND* & *CLEARFIL™PHOTO CORE* for Core Build-up**

**Product Information**

<b>Item #</b>	<b>Product Name</b>	<b>Unit</b>
355KA	CLEARFIL PHOTO CORE (3 Syringes)	2ml. ea.
356KA	CLEARFIL PHOTO CORE (1 Syringe)	2ml.
1970KA	CLEARFIL SE BOND	Kit
970	CORE FORM KIT	ea.